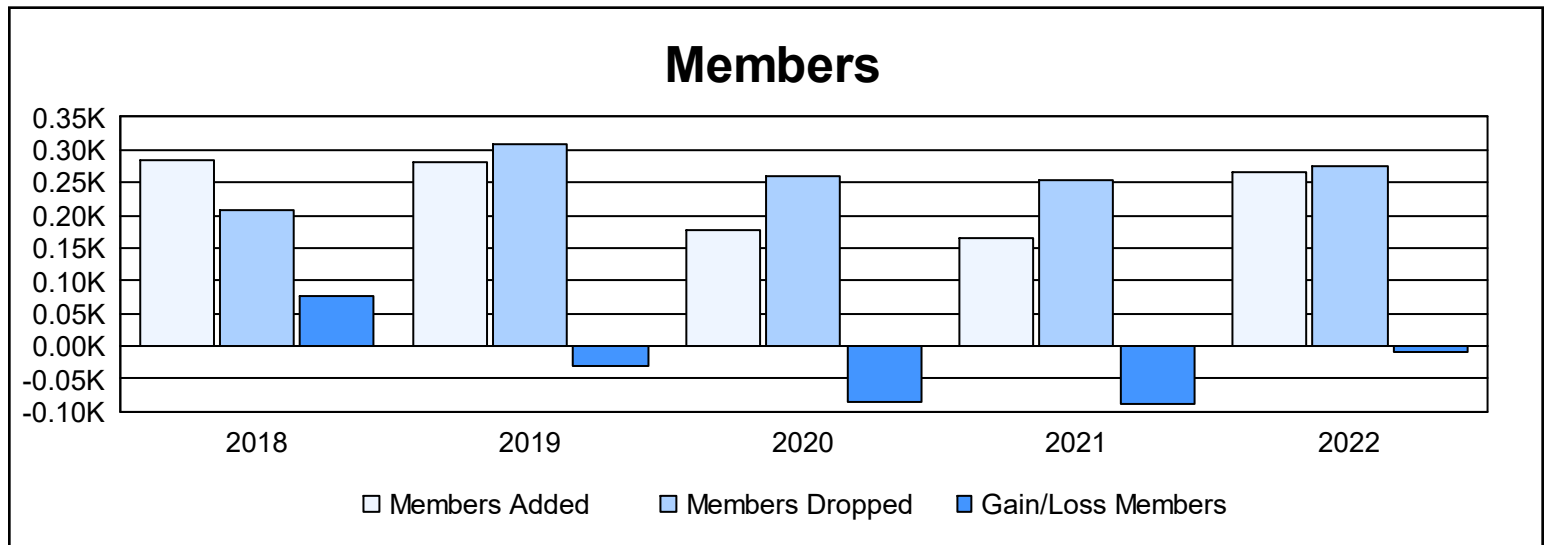
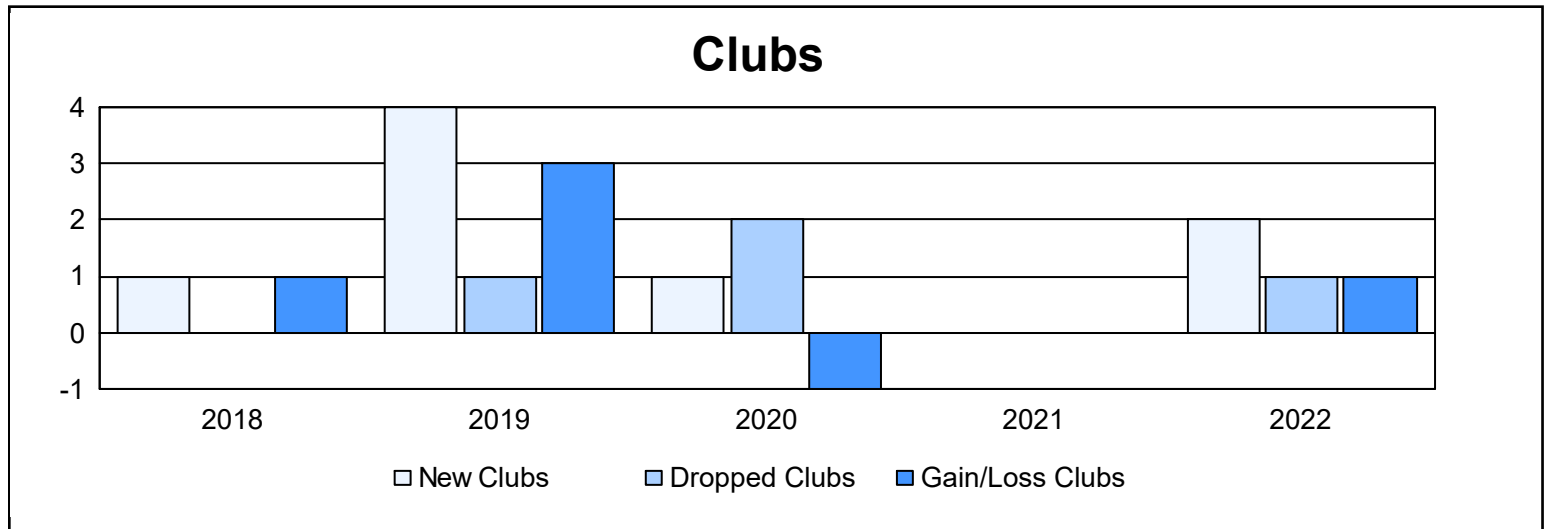
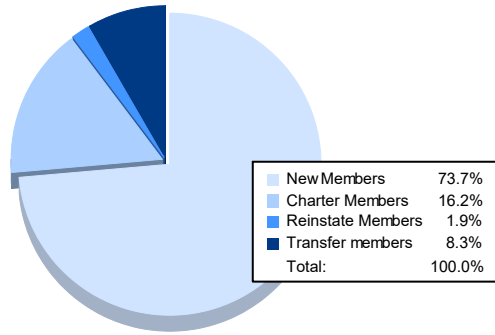


Year	New Clubs	Dropped Clubs	Gain/ Loss Clubs	New Members	Charter Members	Reinstate Members	Transfer Members	Total Member Added	Total Members Dropped	Gain/ Loss Members
2017-2018	1	0	1	242	27	9	7	285	208	77
2018-2019	4	1	3	164	101	4	11	280	309	-29
2019-2020	1	2	-1	128	30	5	13	176	261	-85
2020-2021	0	0	0	138	5	4	19	166	253	-87
2021-2022	2	1	1	196	43	5	22	266	275	-9
<b>Average</b>	<b>2</b>	<b>1</b>	<b>1</b>	<b>174</b>	<b>41</b>	<b>5</b>	<b>14</b>	<b>235</b>	<b>261</b>	<b>-27</b>



### Membership Composition June 2022 Cumulative



### Gender Composition June 2022 Cumulative

